

ALLIANZ RESEARCH

DELAYED BUT NOT DERAILED:

THE EUROZONE RECOVERY AFTER 'LOCKDOWN LIGHT'

05 November 2020

04 A long (European) economic winter is coming

06 Desperately seeking an adequate policy response.

What does this mean for corporates? What does this mean for markets?

08 Country focus: The costs of 'lockdown light' in Germany, France, Italy, Spain and the UK



EXECUTIVE SUMMARY

Eric Barthalon, Head of Capital Market Research

eric.barthalon@allianz.com

Jordi Basco Carrera, Fixed Income Strategist

jordi.basco_carrera@allianz.com

Ana Boata, Head of Macroeconomic Research

ana.boata@eulerhermes.com

Georges Dib, Economist for Latin America, Spain and Portugal

georges.dib@eulerhermes.com

Patrick Krizan, Senior Economist for Italy, Greece and Fixed Income

patrick.krizan@allianz.com

Selin Ozyurt, Senior Economist for France and Africa

selin.ozyurt@eulerhermes.com

Katharina Utermöhl, Senior Economist for Europe

katharina.uterhoehl@allianz.com

- **Lockdown 2.0 or 'lockdown light' in Europe embodies the stop-and-go strategy, which should follow epidemic cycles until a post-vaccine return to normal in 2022. Yet these new restrictions are not a replay of Spring 2020 as their economic hit to Q4 2020 GDP should prove 30-60% less severe. The Eurozone recovery could thus be delayed but not derailed.** Q4 2020 GDP looks set to contract by around -4% q/q, bringing the full-year 2020 forecast to -7.6%. However, expect a timid recovery in 2021 (+4.1% vs +4.8% expected at end September) as strict rules on social interactions remain in place. Only in the second half of 2021 will the anticipated availability of an effective vaccine, to be rolled out before year-end, provide some much needed tailwind to the economic recovery by reducing economic uncertainty. Nevertheless, the risk of long-term scarring to the economy has risen in the face of more insolvencies, higher unemployment and increased pressure on the banking sector.
- **Desperately seeking an adequate policy response. For our baseline scenario to hold, policymakers will have to swiftly upgrade their crisis response, with a view on propping up private sector confidence, averting a 'triple-dip' recession and keeping a lid on permanent damage to the economy.** This would require national governments to ramp up their contact tracing strategies, while extending emergency fiscal relief (short-work schemes and public credit guarantees). On the monetary policy side, the ECB will have to recalibrate its policy response at the upcoming December meeting by boosting its QE programs by EUR500bn for 2021 to keep a lid on refinancing costs for governments as well as the private sector and ensure sufficient liquidity provision.
- **What does this mean for corporates? A prompt and rightly sized policy response should avoid a large-scale corporate cash-flow crisis.** The share of SMEs which have a negative EBITDA margin i.e. those that are the most at risk of a cash-flow crisis, is estimated at between 15-20% in the four biggest Eurozone economies. In addition, the share of zombie SMEs – SMEs which have high debt levels, low profitability and low equity ratios – stands between 8-10%. That is why the double-dip confidence effects could prove more dangerous by discouraging companies to cover the cash-flow issue with additional debt in an environment where turnover growth in the hardest hit sectors is not expected to go back to pre-crisis levels before 2023.
- **What does this mean for capital markets? Yield curve steepening, equity overvaluations providing little cushion against adverse outcomes and corporate (high-yield) bond worries.** One could expect a modest steepening in sovereign yield curves, more so in the U.S. than in the EMU, in line with the rapid increase in public deficit and debt ratios. Secondly, on the equity side, overvaluations have been boosted in the U.S. and Emerging Markets compared to Europe and provide little cushion against adverse outcomes. In the U.S., they also represent a downside risk on the USD exchange rate. Lastly, our worries regarding the corporate bonds segments have increased, notably for the high-yield segment as it is not part of a central bank's classic job description to lend to insolvent businesses.



-7.6%

Forecast for Eurozone GDP contraction in 2020

A LONG (EUROPEAN) ECONOMIC WINTER IS COMING

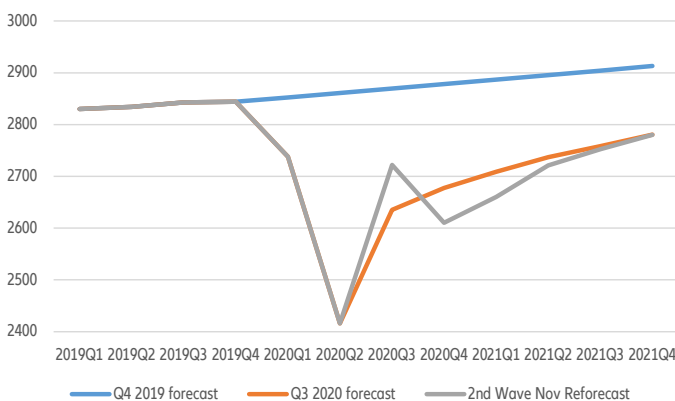
A Eurozone Q4 double dip is all but certain, given the second wave of lockdowns. The stronger-than-expected growth rebound in Q3, with GDP growing by a record-setting +12.7% q/q, proved that Eurozone economies can rebound rather swiftly as restrictions are lifted. The big question now is if they can do that again. After all, the fresh round of tough restrictions announced in recent weeks [is all but certain to plunge the Eurozone economy back into a contraction](#) in the final quarter of this year.

However don't expect to see an H1 2020 replay: there are important differences compared to Europe's first lock-

downs. The good news first: the impact on short-term economic activity is likely to prove less severe. We expect the lockdown in November to inflict 30-60% of the economic pain on Eurozone economies compared to the April shock as i) measures are more targeted, mainly impacting social spending (30-45% of private consumption) and less restrictive (schools and non-essential businesses are kept open in most countries), which should prop up manufacturing and construction activity and in turn reduce the April shock by 5pp¹; ii) businesses have gained experience in navigating tough lockdown restrictions (mainly by working more with digital

solutions); iii) the most impacted sectors have not yet returned to pre-crisis levels of activity, suggesting fresh lockdowns will trigger a less steep drop and iv) external trade of goods is expected to prove more supportive than in Spring, with China playing the role of a stability anchor. Overall, we see Eurozone GDP contracting by around -4% q/q in Q4 2020, bringing the full-year 2020 forecast to -7.6%. However, downside risks to our forecast, particularly related to the development of the health situation and the resulting negative impact on private-sector confidence, loom large.

Figure 1: Eurozone real GDP (EUR bn)



Sources: Refinitiv, Euler Hermes, Allianz Research

Figure 2: Expected cost of November lockdown

Country	% of April shock
Germany	46%
France	53%
Italy	52%
Spain	40%
Netherlands	47%
Belgium	65%
UK	32%
USA	30%

Sources: Euler Hermes, Allianz Research

¹ The reinforced divergence between, on the one hand, hard-hit services where value-added still registered around 20% below pre-crisis levels in Q3 despite the strong rebound and relatively resilient manufacturing and construction on the other hand, which are only down around 5%, could see governments save up to 5pp of GDP growth for a month of lockdown.

However, the bad news is that the recovery momentum following the second reopening is likely to prove more subdued, even when accounting for a smaller growth shock. For one, governments are less likely to ease restrictions to the degree seen over the summer months in an effort to learn from the mistakes that led to lockdown 2.0. In particular, we expect strict rules on social interactions to remain in place to reduce the risk of a sanitary relapse and in turn a triple-dip recession, while countries need more time to set up adequate track, trace and isolate systems. Meanwhile, some economic activities may not see a restart at all until a vaccine and/or more rapid testing is available (for instance larger gatherings and events but also travel activity). **As a result, Q1 GDP growth looks set to underwhelm at +1.9% q/q.**

An economic resurrection just in time for Easter: We expect European decon-

finement to enter a new chapter only in Q2 2021 as adequate health sector capabilities will allow for a further lifting of restrictions. At the same time, warmer temperatures around Easter could keep a lid on the growth rate of Covid-19 cases and provide a tailwind to outdoor social spending. However, elevated levels of economic uncertainty amid lingering concerns about a possible third lockdown, and in turn a triple-dip recession, will continue to weigh on the rebound momentum as firms and households hold on to excess precautionary savings. Only in the second half of 2021 will the anticipated availability of an effective vaccine, to be rolled out before year-end, provide some much needed tailwind to the economic recovery by reducing the heightened level of economic uncertainty. However, as the vaccination campaign may take several months to be completed, the impact of the seasonal weather change on the spread of the virus may call for a lim-

ited step-up in restrictions starting in September 2021.

Overall, we expect the second wave of lockdowns to delay but not derail the recovery in 2021, with Eurozone GDP set to stage a more moderate recovery of +4.1% vs. the +4.8% expected as of end-September 2020. Hence, a full return to business as usual is not on the cards before 2022, while for the Eurozone as a whole, pre-crisis GDP levels will only be reached at the turn of 2022/23. Even then, the risk of long-term scarring to the economy has risen in the face of more insolvencies, higher unemployment and increased pressure on the banking sector.

Figure 3: Real GDP forecasts (in %)

	Q4 2020	2020	2020 (as of Q3)	Q1 2021	Q2 2021	Q3 2021	Q4 2021	2021	2021 (as of Q3)
EZ	-4.1	-7.6	-7.9	1.9	2.3	1.2	1.0	4.1	4.8
DE	-3.0	-6.2	-6.0	1.0	1.8	1.2	1.0	2.4	3.5
FR	-7.1	-10.0	-9.8	3.4	3.6	1.6	1.2	6.2	6.9
IT	-3.0	-9.0	-10.1	0.8	1.5	0.5	0.5	3.8	4.2
ES	-5.5	-12.1	-11.8	3.7	2.2	0.4	0.5	4.0	6.4
UK	-6.3	-12.2	-11.8	1.6	4.6	1.0	1.0	2.0	2.5

Sources: Refinitiv, Euler Hermes, Allianz Research

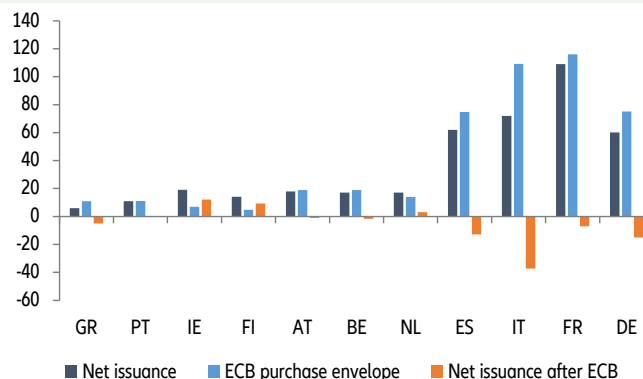
DESPERATELY SEEKING AN ADEQUATE POLICY RESPONSE

For our baseline scenario to hold, policymakers will have to swiftly upgrade their crisis policy response, with a view towards propping up private sector confidence, averting a “triple-dip” recession and keeping a lid on permanent damage to the economy. In this context, health comes first. Without an adequate ability to track, trace and isolate Covid-19 cases, the second wave of lockdowns will also go to waste. Meanwhile, on the fiscal front, at a minimum measures aimed at limiting long-term damage to the economy - i.e. short-work schemes and public credit guarantees - need to be swiftly extended for as long as restrictions on

economic activity remain in place. While national governments are clearly in the driving seat here, EU initiatives that act as second lines of defense by extending national safety nets – above all the SURE program as well as the EIB’s pan-European guarantee fund for corporate loans - are gaining importance and should be topped up on a needs basis. Moreover, hurdles around the implementation of the EU recovery fund needs to be addressed urgently to avoid a delayed or reduced impact. Last but certainly not least, the ECB will need to continue to flank the fiscal expansion of Eurozone governments by recalibrating its policy strategy at the

upcoming December meeting. We expect to see a EUR500bn boost to its QE program for 2021 to keep a lid on refinancing costs for governments as well as the private sector. The additional fire-power should be more than enough to absorb the entire expected net issuance of sovereigns, which we estimate to come in at EUR400bn. In addition, the ECB is likely to make terms on TLTRO-III more favorable and could also increase the tiering multiple to provide more breathing space to banks.

Figure 4: 2021 Eurozone net sovereign bond issuance vs. expected ECB purchases



Sources: Refinitiv, National debt agencies, Sources: National Ministries of Finance, Allianz Research

What can we learn from other countries’ management of second waves of Covid-19? Several economies in Asia-Pacific have already been through and brought under control second waves of Covid-19 infections. In Vietnam, Australia and Hong Kong, more stringent containment measures were implemented swiftly after they broke out (in June-July). The peaks of the outbreaks were reached between one and two months after their starts, and a very gradual easing of containment measures started only around one month later. In particular in Australia, a targeted long lockdown of nearly four months was put in place in the state of Victoria, the epicenter of the second outbreak. Easing of restrictions only began when the number of daily new infections dropped to nearly 0. In South Korea, the stringency of containment measures didn’t change much across the second wave of infections and the containment strategy mostly relied on rigorous contact tracing and isolation. On top of more stringent sanitary measures, policy measures to support the economy were topped up. In Australia for example, the wage subsidies scheme was extended by six months when the second wave of infections broke out (increasing the size of the program from 3.3% to 6.2% of GDP). According to our analysis, the confinement measures currently being implemented in Europe are coming at a later time compared to the experience in Asia-Pacific. The peaks of the current outbreaks in Europe could thus be higher and later than in Asia-Pacific.— Françoise Huang, Senior Economist for Asia-Pacific

What does this mean for corporates?

A large-scale corporate cash-flow crisis will be avoided, thanks to fiscal relief measures and continued liquidity support, but the double-dip recession should further weaken corporate confidence. The share of SMEs which have a negative EBITDA margin, i.e. those most at risk of a cash-flow crisis, is estimated at between 15-20% in the four biggest Eurozone economies, and the share of zombie SMEs – those with high debt levels, low profitability and low equity ratios – stands between 8-10%. In Q2, during the first lockdown, French corporates seem to have lost the most in terms of profitability (-4.0pp to 25.5%) despite an unprecedented strong fiscal support. In Germany, profitability remained broadly stable (+0.2pp to 36.6%). French corporates also registered a strong fall in cash from operating activities: -EUR45.5bn against -EUR19.5bn in Germany, even though tax deferrals and the partial unemployment program explain the higher size of state-guaranteed loans in France (more than EUR120bn against EUR50bn in Germany). However, with the double dip, confidence effects could prove more dangerous by discouraging companies to cover the cash-flow issue with additional debt in an environment where turnover growth in the hardest hit sectors is not expected to go back to pre-crisis levels before 2023.

What does this mean for capital markets?

Firstly, one could expect a modest steepening in sovereign yield curves, more so in the U.S. than in the EMU in line with the rapid increase in public deficit and debt ratios. In a politically conflictual context, markets may get concerned about debt sustainability. While being ready to expand Quantitative Easing further, central banks will want to indirectly subsidize commercial banks, which are currently rapidly expanding their holdings of government bonds.

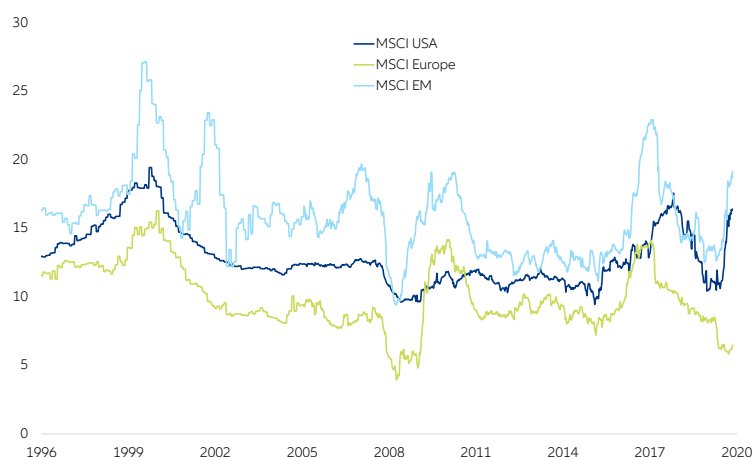
Secondly, on the equity side, overvaluations are more worrisome in the U.S. and EMs than in Europe as they provide little cushion against adverse outcomes.

According to IBES, the growth forecasts for long-term operating earnings in the U.S. and EMs currently stand at +16% and +19%, respectively. The same can be said of the shorter-term S&P 500 EPS growth forecast, which is +24.5% for 2021 and +16.8% for 2022. Long-term expectations are more reasonable in Europe (+6.2%), but short-term expectations exhibit the same optimistic pattern as in the U.S.: +39% in 2021 and +17% in 2022. Yes, European equities are not as overpriced as U.S. ones, but correlations between these asset classes jump to high levels when U.S. equities struggle. The overvaluation of U.S. equities is a

sword of Damocles over European equities and also a downside risk to the USD: having taken part in the U.S. equity rally, it will take part in its correction.

Thirdly, our worries regarding the corporate bonds segments have increased, notably for the high-yield segment, as lending to insolvent businesses is not part of central banks' classic job description. Corporate bonds have attracted a lot of fresh capital since March in the wake of central banks' policy announcements in favor of investment grade bonds (and fallen angels² in the U.S., with the ECB possibly jumping on the bandwagon as soon as December). However, especially in the EMU, it would be a mistake to assume that the central bank can backstop any kind of corporate bonds regardless of their creditworthiness. National Treasuries will have to do that job, hopefully but not necessarily in a timely manner. Spreads at the lower end of the credit spectrum will therefore widen. In EMs, even if the long-term growth outlook is more attractive than in DMs, an operating earnings long-term growth forecast of +19% provides little cushion against adverse outcomes. Owing to past currency depreciation, local currency bonds offer some value, but at the cost of elevated volatility. Despite some recent correction, hard currency bonds still look overpriced.

Figure 5: Weighted average operating earnings long-term growth forecast (%)



Sources: Refinitiv, Allianz Research

² Bonds that have lost their investment-grade credit rating following the Covid-19 economic shock

COUNTRY FOCUS: THE COSTS OF 'LOCKDOWN LIGHT' IN GERMANY, FRANCE, ITALY, SPAIN AND THE UK

For Germany, Chinese demand as a 'pillar of stability' will prove ever more important in the coming months as key trading partners are tightening Covid-19 restrictions to battle the second virus wave. In Germany, GDP jumped by +8.2% q/q in Q3, with the annual rate recovering from -11.3% to -4.3%. Following the announcement of a four-week lockdown in November to save Christmas, we now expect a contraction of -3% q/q for Q4 2020 (-7% m/m in November - around 50% of the April shock), followed by a relatively muted rebound of +1% in Q1 2021 as social distancing restrictions are likely to remain elevated until Easter 2021. The renewed lockdown will delay but not derail the German economic recovery also thanks to the announcement of additional fiscal support to the tune of EUR10bn and the expected extension of flagship fiscal policies, including public credit schemes until at least mid-2021. A tailwind from China is one additional factor that has contributed to Germany emerging faster and in a better position from the Covid-19 shock relative to its European peers. After all, about half of EU-27 exports to China are from Germany. As German export prospects are bound to take a hit with a Eurozone Q4 growth double-dip all but certain, relatively more resilient Chinese export demand provides a ray of light amid the doom and gloom. In fact, out of Germany's top 10 trading partners, China stands out as the only country that we expect to avoid a pronounced tightening in Covid-19 restrictions. All in all, German GDP looks set to contract by -6.2% in 2020 vs. -6% expected pre-

viously, followed by a more muted recovery in 2021 of +2.4% vs. +3.5% previously. As a consequence, we expect the German economy to recover to pre-crisis GDP levels only in late 2022.

In France, the stronger-than-expected economic recovery in Q3 (+18.2% q/q) ought to be short-lived as the economy will slide into a strong double-dip recession in Q4. French GDP rebounded by +18.2% in Q3, driven by strong base effects post lockdown but also by robust consumer spending during the summer. However, with increasing infection rates, both consumer spending and confidence deteriorated in September. The failure of partial containment measures to curb the explosive spread of the virus resulted in a return to a national lockdown as of November. France is implementing a lighter version of the March-April lockdown, with one third of the economy being put on pause for at least four weeks. We expect a less severe loss of economic activity (-16% compared to pre-crisis levels) this time around compared to the previous lockdown (-30%). However, in view of the saturated hospital capacity in most cities, we expect the national lockdown to be extended in December (for at least two more weeks) and be lifted only partially (with curfews in place) during the end-year holiday season. Overall, we expect GDP to plummet by -7.1% q/q in Q4 2020, bringing the annual contraction in 2020 to -10% (from -9.8% expected previously). The second wave of the pandemic will take its toll on the economy, causing severe output losses in already weakened sec-

tors (tourism, hospitality, recreation, and transport and retail trade). Significant fiscal relief measures have been reinstated. In November, the French government announced an additional EUR20bn (1% of GDP) support package by reloading the partial unemployment scheme and the Solidarity Fund. This constitutes the 4th amendment to the 2020 finance law, and will bring the fiscal deficit to -11.3% of GDP in 2020 (up from -10.2%). In 2021, we expect stringent sanitary measures to remain in place in January and February, before being progressively relaxed as of March. Thus, we project a moderate rebound of activity (+3.4% q/q) in Q1 2021. Domestic demand is expected to bounce back with the progressive reopening of the economy in Q2 2021 (+3.6% q/q). Under the impulse of the EUR100bn stimulus package and positive confidence effects following the start of the vaccination campaign we expect a robust recovery in H2 2021. Yet, we have revised our growth forecast down for 2021 to +6.2% (from +6.9%), while the pre-crisis levels of activity are expected to be reached in early 2023. We expect at least EUR20 billion in additional fiscal relief measures to be announced in 2021. And the French government is unlikely to curb the public debt increase next year. We expect the debt-to-GDP ratio to reach 120% of GDP in 2021 (up from 117.5% in 2020).

In Italy, the lack of a strong fiscal policy tailwind is likely to weigh on its growth performance at the turn of 2020/21.

Preliminary Q3 GDP data for Italy shows a strong rebound of +16.1% q/q in Q3, driven by private consumption as well as strong external demand. This is reflected in robust industrial production, which, thanks to the economy's position in the global value chain, is now close to pre-crisis levels. However, infections have increased since mid-October. While the dynamic remains weaker than in France or Spain, some restrictive measures have been restored, targeted at bars and restaurants (reduced opening hours), as well as leisure and cultural activities (entirely closed). But there are major differences among regions, with measures in the Northern economic strongholds being closer to the soft lockdown in Germany. That means that the Italian retail and industrial sector remains fully working. Nevertheless, a Q4 GDP contraction is all but certain. In addition to the effect of the confinement measures, industrial momentum is likely to weaken due to inventory reductions. We expect economic activity to drop by -3.0% q/q in Q4 and the recovery is likely to remain muted in early 2021 since we see the risk of a fiscal stimulus gap despite more announcements on the fiscal front (the Italian government has approved an additional package of compensatory measures worth EUR5.4bn combining grants, tax deferrals/cancellations and the extension of the short-term work scheme until January 2021). In particular, several support measures for households and businesses could come to an end at the turn of the year. Moreover the measures from the national recovery plan (EUR150bn according to the draft by the Ministry for Economic Development) are mainly supply-side-oriented and have longer lead times, which will hardly allow for a quick implementation. All this means that we have revised our GDP growth forecasts. Even with a setback of -3.0% q/q in Q4 we now expect real GDP to contract by -9.0% in 2020 (-10.1% previously). At the same time, with the adverse carry-over of Q4, we need to adjust our GDP growth forecast for 2021 to +3.8% (previously +4.1%).

Spain lags its European peers in sanitary and fiscal response. Q3 GDP growth

was also stronger than expected, but activity was still -9.1% below pre-crisis levels. This time around, new lockdowns or confinamiento should also be 'light' for the Spanish economy (closing of non-essential services but continuation of construction, manufacturing and education) and hence less damaging: we estimate the monthly shock could be 40% of that of April i.e. activity would run at close to 86% of October levels. Therefore, with a one-week lockdown in the country's economic centers, GDP could contract by around -2% q/q in Q4. However, it is likely that the government will also announce a month-long national lockdown in the next days or weeks, given that new cases have kept hitting new record highs in the past week. This leads us to revise our previous GDP forecast for Q4 from -1.3% q/q to -5.5% q/q. December would see a recovery but in Q1 restrictions would remain tighter than after the first confinamiento, leading to a meagre +1% q/q growth then. Spain's laggard status in the Eurozone should be confirmed: After a contraction of -12.1% in 2020 we expect a recovery of only +4% in 2021 due to high unemployment, still very subdued tourism activity and uncertainty around the EUR72bn stimulus adoption and implementation. Real economic activity would remain -8% below pre-crisis levels at the end of 2021.

The government announced in late summer 2020 that it would unlock an additional EUR11bn to fund partial employment schemes (ERTE) until 31 January 2021, i.e. around EUR2.2bn per month (equivalent to subsidizing around 800,000 workers). However, we calculate that 50-60% of workers who received partial employment benefits during the first lockdown could need to receive them again in case of a second lockdown. Our estimates point to an additional EUR2.5bn spent over the lockdown month and in total between EUR3.5bn and EUR4bn of additional spending until 31 January (around 0.4% of GDP). Yet the Spanish government is also likely to extend public guarantees, which had been successful during the first wave. In total, we estimate that around 1.5-2% of GDP in additional spending would be needed to avoid a corporate solvency crisis during this second round of lockdowns. It is also worth remembering that

during Q2, state subsidies to non-financial corporates tripled, which combined with lower costs linked to compensation of employees (-17% q/q) managed to protect corporate margins (+1.6pp to 39.9%) and keep cash from operating activities (net savings) stable compared to 2019.

In the UK, Brexit is likely to act as a drag on the post-lockdown recovery.

The cost of the second lockdown is expected to go up to one third of the previous one. Social spending, primarily impacted by the lockdown measures, accounts for 48% of GDP. Hence, by accounting for two thirds of the previous lockdown impact from April, and a limited recovery in the rest of the economy, we forecast GDP growth to fall by around -9% m/m in November and to recover only slightly in December (+2% m/m) if a limited reopening is possible around Christmas. Overall, we expect Q4 GDP to fall between -5% and -6% q/q. Fiscal relief measures similar to the ones from March have been reactivated (partial unemployment scheme, tax and mortgage repayments deferrals, public guaranteed schemes), which should add around 1.5-2pp of GDP to public debt. However, the fiscal relief measures coupled with additional QE purchases to the tune of GBP100bn by year-end (the equivalent of 5% of GDP) will play a significant stabilizer role and keep solvency risks in check. Our baseline scenario (a last-minute deal with the EU) has considerably gained traction during the past two weeks, notably as the sanitary situation has worsened across Europe. On the back of the generalized (lighter) lockdowns in Europe, a (short) technical extension of the transition period is likely to avoid disruption at the border due to the custom checks implementation on the date of the EU exit. Hence, Brexit is expected to cut -2.5pp from the recovery post lockdown in Q2 (to 4.5% q/q). Overall, we expect GDP growth to reach +2-2.5% in 2021 as the cost of Brexit would not be fully compensated for by the expected fiscal stimulus (around 3% to 4% of GDP, mainly focused on infrastructure spending and lowering consumer taxes to reduce the burden of higher import prices post Brexit).

OUR TEAM

Chief Economist of Allianz and Euler Hermes



Ludovic Subran
Chief Economist
ludovic.subran@allianz.com

Head of Economic Research, Euler Hermes



Alexis Garatti
alexis.garatti@eulerhermes.com

Head of Capital Markets Research



Eric Barthalon
eric.barthalon@allianz.com

Head of Insurance, Wealth and Trend Research



Arne Holzhausen
arne.holzhausen@allianz.com

Macroeconomic Research



Ana Boata
Head of Macroeconomic
Research
ana.boata@eulerhermes.com



Katharina Utermöhl
Senior Economist for Europe
katharina.uterhoehl@allianz.com



Selin Ozyurt
Senior Economist for France
and Africa
selin.ozyurt@eulerhermes.com



Françoise Huang
Senior Economist for APAC
francoise.huang@eulerhermes.com



Manfred Stamer
Senior Economist for Middle East
and Emerging Europe
manfred.stamer@eulerhermes.com



Georges Dib
Economist for Latin America, Spain,
Portugal and Trade
georges.dib@eulerhermes.com



Dan North
Senior Economist for North
America
dan.north@eulerhermes.com

Capital Markets Research



Jordi Basco Carrera
Fixed Income Strategist
jordi.basco_carrera@allianz.com



Michaela Grimm
Senior Expert, Demographics
michaela.grimm@allianz.com



Lina Manthey
Equities Strategist
lina.manthey@allianz.com



Markus Zimmer
Senior Expert, ESG
markus.zimmer@allianz.com



Patrick Krizan
Senior Economist for Italy and
Greece, Fixed Income
patrick.krizan@allianz.com



Patricia Pelayo Romero
Expert, Insurance
patricia.pelayo-romero@allianz.com

Sector Research



Maxime Lemerle
Head of Sector Research
maxime.lemerle@eulerhermes.com



Aurélien Duthoit
Sector Advisor for Retail, Technology and Household
Equipment
aurelien.duthoit@eulerhermes.com



Marc Livinec
Sector Advisor for Chemicals,
Pharmaceuticals, Transportation,
Agrifood and Transport Equipment
marc.livinec@eulerhermes.com



Ano Kuhanathan
Sector Advisor and Data Scientist
ano.kuhanathant@eulerhermes.com

RECENT PUBLICATIONS

29/10/2020	Dual circulation: China's way of reshoring?
28/10/2020	Healthier tomorrows? Sporting goods a rare bright spot in Covid times
27/10/2020	The Transatlantic spread: pricing in inflation (un)certainty
21/10/2020	U.S., Europe or China: Who is the global climate's super hero?
20/10/2020	A hard Brexit could cost the EU EUR33bn in annual exports
19/10/2020	Winning exports market share despite the COVID-19 crisis
15/10/2020	Eurozone: Double dip and structural weaknesses
14/10/2020	EU Climate policy goes global: Introducing a Carbon Border Adjustment
12/10/2020	Big Tech and the S&P 500: Look beneath the surface
09/10/2020	The global aerospace industry faces a steep cost of contagion
08/10/2020	EUR100bn equity gap for French and Italian SMEs
06/10/2020	30 million unemployed go missing and with them USD14bn of monthly consumption
02/10/2020	U.S. & Eurozone corporates: Where is the Fed?
01/10/2020	Inflation: Back to the 1970s?
29/09/2020	U.S. Elections: We have a winner: Debt
24/09/2020	Global economic scenario: Living on with a Covid-19 hum
23/09/2020	Allianz Global Wealth Report 2020: Wealth Immunity?
22/09/2020	Capital Markets: Eurodollar: Lost in translation?
18/09/2020	The big compression: The erosion of duration risk
18/09/2020	Economic stimulus packages: German 'Wumms' vs. French 'Relance' - who does it better?
17/09/2020	Average Inflation Targeting: The US Fed buys two years of respite
11/09/2020	Capital markets: Back to school—When the tech bubble hisses
10/09/2020	Quantitative Easing in Emerging Markets: Playing with fire?
10/09/2020	ECB: Talking the talk, before walking the walk in December
03/09/2020	France, Germany, Italy:: Good fiscal stimulus, bad trade deficits?
03/09/2020	Allianz Pulse 2020: Grim expectations

Discover all our publications on our websites: [Allianz Research](#) and [Euler Hermes Economic Research](#)

Director of Publications: Ludovic Subran, Chief Economist
Allianz and Euler Hermes
Phone +33 1 84 11 35 64

Allianz Research
https://www.allianz.com/en/economic_research

Königinstraße 28 | 80802 Munich |
Germany
allianz.research@allianz.com



allianz



@allianz

Euler Hermes Economic Research
<http://www.eulerhermes.com/economic-research>

1 Place des Saisons | 92048 Paris-La-Défense
Cedex | France
research@eulerhermes.com



euler-hermes



@eulerhermes

FORWARD-LOOKING STATEMENTS

The statements contained herein may include prospects, statements of future expectations and other forward-looking statements that are based on management's current views and assumptions and involve known and unknown risks and uncertainties. Actual results, performance or events may differ materially from those expressed or implied in such forward-looking statements.

Such deviations may arise due to, without limitation, (i) changes of the general economic conditions and competitive situation, particularly in the Allianz Group's core business and core markets, (ii) performance of financial markets (particularly market volatility, liquidity and credit events), (iii) frequency and severity of insured loss events, including from natural catastrophes, and the development of loss expenses, (iv) mortality and morbidity levels and trends, (v) persistency levels, (vi) particularly in the banking business, the extent of credit defaults, (vii) interest rate levels, (viii) currency exchange rates including the EUR/USD exchange rate, (ix) changes in laws and regulations, including tax regulations, (x) the impact of acquisitions, including related integration issues, and reorganization measures, and (xi) general competitive factors, in each case on a local, regional, national and/or global basis. Many of these factors may be more likely to occur, or more pronounced, as a result of terrorist activities and their consequences.

NO DUTY TO UPDATE

The company assumes no obligation to update any information or forward-looking statement contained herein, save for any information required to be disclosed by law.